

Visitors

320

-13.30%

> Go to graph

Page impressions per session

Ø 1.30

+0.50%

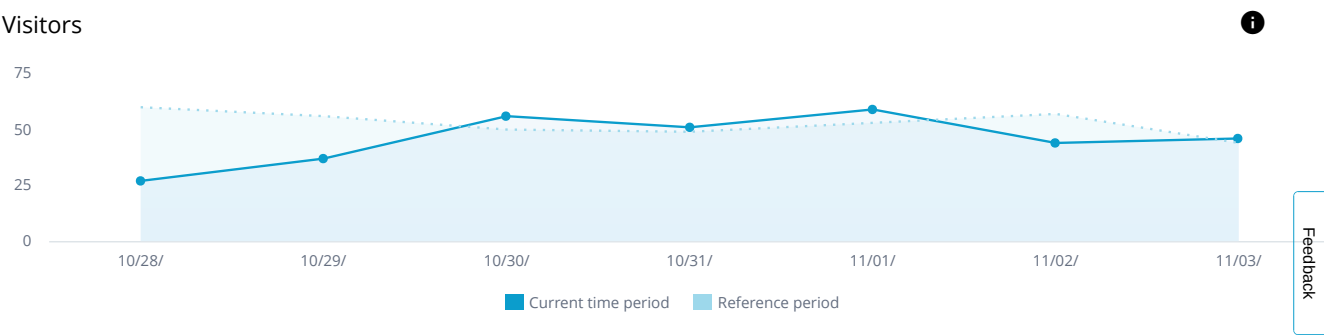
> Go to graph

Most frequently visited pages

/index.html (http://app-org.org/index.html)	406	-15.90%
/reconciliation.html (http://app-org.org/reconciliation.html)	9	+125.00%
/conclusion.html (http://app-org.org/conclusion.html)	7	-

> Go to graph

- Visitor numbers
  - Visitor behavior
  - Page analysis
  - Pages of origin
  - Browsers & systems
- > To top



SiteAnalytics Plus

Conveniently email reports in PDF format

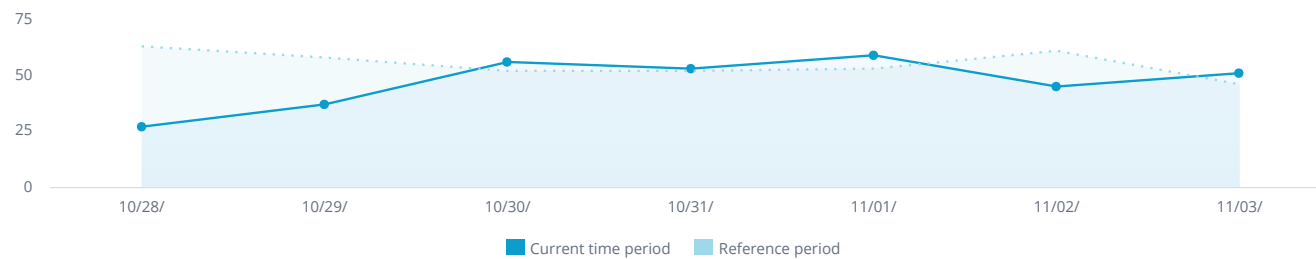
Reports include analytics such as number of website visitors, visit duration and visitor origin. Choose from daily, weekly or monthly reports.

Shop Now (https://ias.ionos.com/ias/follow/CLICK?ias\_source=WEBANAL%2FDEFAULT&ias\_campaign=WEB\_ANALYTICS&fclid=7559a10d-fc34-4449-9eb4-70afc7aa3e40&target=https%3A%2F%2Fmy.ionos.com%2Fproduct-overview&linkid=appswitch.logo&c=WEBANALYTICS3\_WEBAPP&p=webanalytics3&ft=7559a10d-fc34-4449-9eb4-70afc7aa3e40)

DATE	10/28/2025 - 11/03/2025	10/20/2025 - 10/26/2025	CHANGE
	VISITORS	VISITORS	
10/28/2025	27	60	-55.00%
10/29/2025	37	56	-33.90%
10/30/2025	56	50	+12.00%
10/31/2025	51	49	+4.10%
11/01/2025	59	53	+11.30%
11/02/2025	44	57	-22.80%
11/03/2025	46	44	+4.50%
Total	320	369	

Hide detailsExport

Sessions

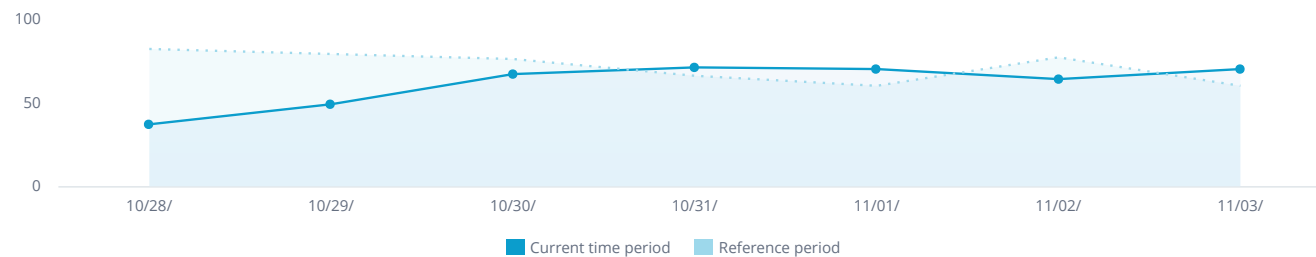


DATE	10/28/2025 - 11/03/2025 SESSIONS	10/20/2025 - 10/26/2025 SESSIONS	CHANGE
10/28/2025	27	63	-57.10% ↘
10/29/2025	37	58	-36.20% ↘
10/30/2025	56	52	+7.70% ↗
10/31/2025	53	52	+1.90% ↗
11/01/2025	59	53	+11.30% ↗
11/02/2025	45	61	-26.20% ↘
11/03/2025	51	46	+10.90% ↗
Total	328	385	

Hide details

Export

## Page impressions



DATE	10/28/2025 - 11/03/2025 IMPRESSIONS	10/20/2025 - 10/26/2025 IMPRESSIONS	CHANGE
10/28/2025	37	82	-54.90% ↘
10/29/2025	49	79	-38.00% ↘
10/30/2025	67	76	-11.80% ↘
10/31/2025	71	66	+7.60% ↗
11/01/2025	70	60	+16.70% ↗
11/02/2025	64	77	-16.90% ↘

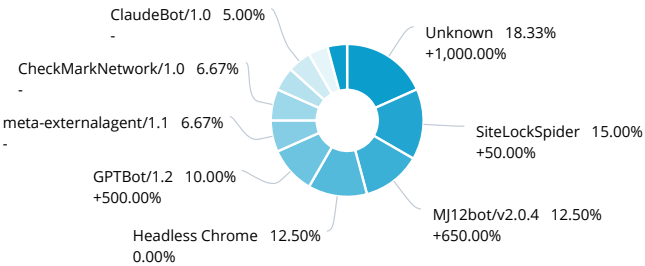
Feedback

DATE	10/28/2025 - 11/03/2025	10/20/2025 - 10/26/2025	CHANGE
	IMPRESSIONS	IMPRESSIONS	
11/03/2025	70	60	+16.70% ↗
Total	428	500	

Hide details

Export

Search engine robots (by impressions)



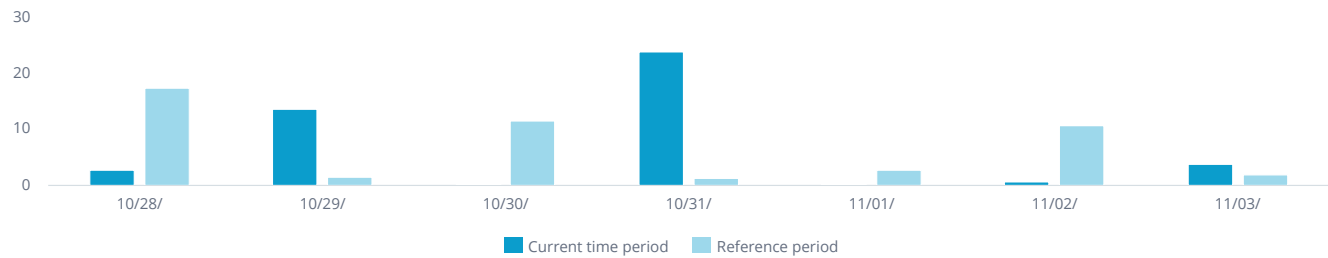
SEARCH ENGINE ROBOTS	10/28/2025 - 11/03/2025		10/20/2025 - 10/26/2025		CHANGE
	IMPRESSIONS	PERCENTAGE	IMPRESSIONS	PERCENTAGE	
Unknown	22	18.33%	2	2.94%	+1,000.00% ↗
SiteLockSpider	18	15.00%	12	17.65%	+50.00% ↗
MJ12bot/v2.0.4	15	12.50%	2	2.94%	+650.00% ↗
Headless Chrome	15	12.50%	15	22.06%	0.00% →
GPTBot/1.2	12	10.00%	2	2.94%	+500.00% ↗
meta-externalagent/1.1	8	6.67%	-	-	- →
CheckMarkNetwork/1.0	8	6.67%	-	-	- →
Amazonbot/0.1	-	-	7	10.29%	- →
facebookexternalhit/1.1	6	5.00%	-	-	- →
ClaudeBot/1.0	6	5.00%	-	-	- →
Googlebot Desktop	5	4.17%	12	17.65%	-58.30% ↘
Googlebot-Mobile	5	4.17%	9	13.24%	-44.40% ↘
360Spider	-	-	3	4.41%	- →
bingbot/2.0	-	-	3	4.41%	- →
feeder.co	-	-	1	1.47%	- →
Total	120	100.00%	68	100.00%	

Hide details

Export

Feedback

Duration per session (in sec.)



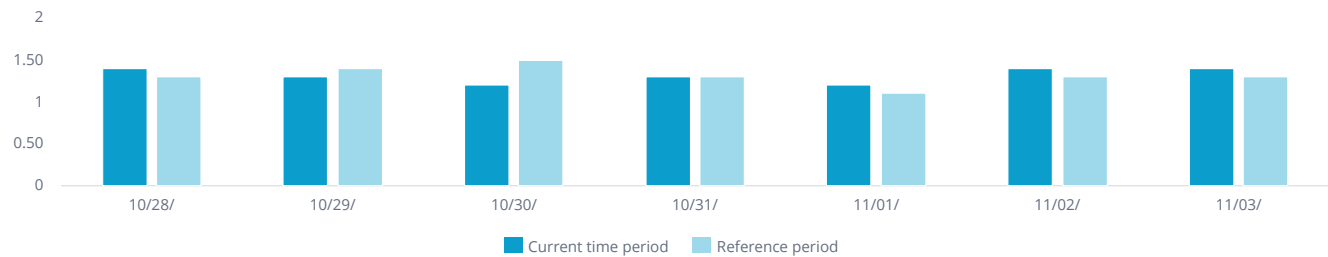
DATE	10/28/2025 - 11/03/2025	10/20/2025 - 10/26/2025	CHANGE
	DURATION (SEC.)	DURATION (SEC.)	
10/28/2025	2.70	17.49	-84.60% ↘
10/29/2025	13.59	1.53	+788.00% ↗
10/30/2025	0.11	11.51	-99.00% ↘
10/31/2025	23.90	1.25	+1,818.90% ↗
11/01/2025	0.28	2.80	-90.10% ↘
11/02/2025	0.60	10.78	-94.40% ↘
11/03/2025	3.79	1.88	+101.40% ↗
Average	6.42	6.75	

Hide details

Export

Feedback

Page impressions per session



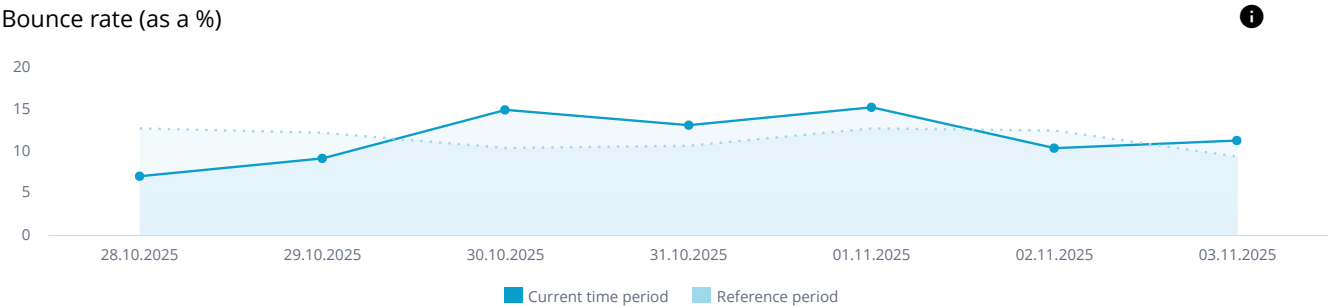
DATE	10/28/2025 - 11/03/2025	10/20/2025 - 10/26/2025	CHANGE
	IMPRESSIONS	IMPRESSIONS	
10/28/2025	1.40	1.30	+7.70% ↗
10/29/2025	1.30	1.40	-7.10% ↘
10/30/2025	1.20	1.50	-20.00% ↘
10/31/2025	1.30	1.30	0.00% →

DATE	10/28/2025 - 11/03/2025	10/20/2025 - 10/26/2025	
	IMPRESSIONS	IMPRESSIONS	
11/01/2025	1.20	1.10	+9.10% ↗
11/02/2025	1.40	1.30	+7.70% ↗
11/03/2025	1.40	1.30	+7.70% ↗
Average	1.31	1.31	

Hide details

Export

Bounce rate (as a %)



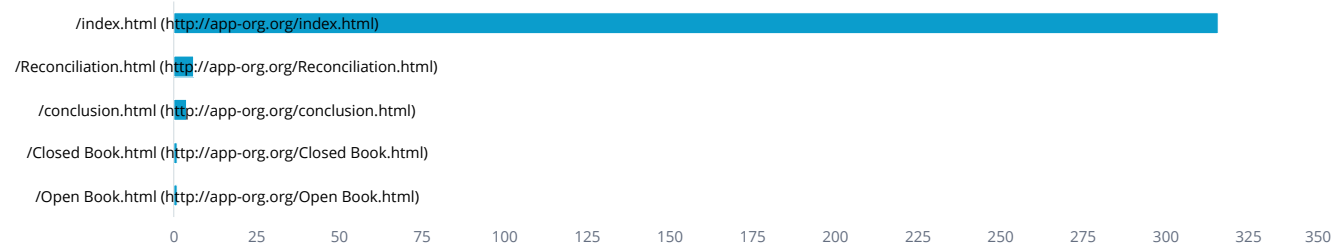
DATE	10/28/2025 - 11/03/2025	10/20/2025 - 10/26/2025	
	BOUNCE RATE	BOUNCE RATE	
10/28/2025	7.01%	12.73%	-44.90% ↘
10/29/2025	9.15%	12.21%	-25.10% ↘
10/30/2025	14.94%	10.39%	+43.80% ↗
10/31/2025	13.11%	10.65%	+23.10% ↗
11/01/2025	15.24%	12.73%	+19.80% ↗
11/02/2025	10.37%	12.47%	-16.90% ↘
11/03/2025	11.28%	9.35%	+20.60% ↗
Average	11.59%	11.50%	

Hide details

Export

Landing pages

Feedback

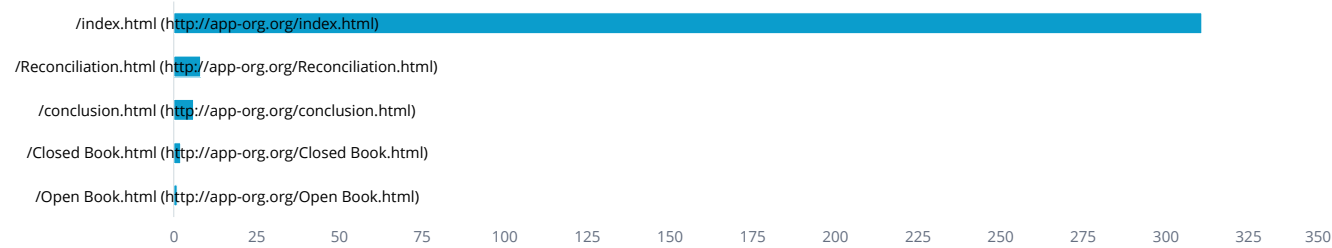


10/28/2025 - 11/03/2025		
PAGE	SESSIONS	PERCENTAGE
/index.html (http://app-org.org/index.html)	316	96.34%
/Reconciliation.html (http://app-org.org/Reconciliation.html)	6	1.83%
/conclusion.html (http://app-org.org/conclusion.html)	4	1.22%
/Closed Book.html (http://app-org.org/Closed Book.html)	1	0.31%
/Open Book.html (http://app-org.org/Open Book.html)	1	0.31%
Total	328	100.00%

Hide details

Export

Exit pages



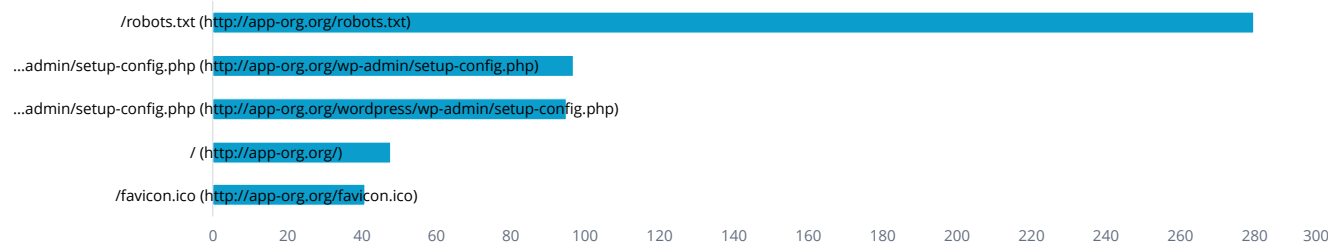
10/28/2025 - 11/03/2025		
PAGE	EXITS	PERCENTAGE
/index.html (http://app-org.org/index.html)	311	94.82%
/Reconciliation.html (http://app-org.org/Reconciliation.html)	8	2.44%
/conclusion.html (http://app-org.org/conclusion.html)	6	1.83%
/Closed Book.html (http://app-org.org/Closed Book.html)	2	0.61%
/Open Book.html (http://app-org.org/Open Book.html)	1	0.31%
Total	328	100.00%

Hide details

Export

Feedback

Error pages



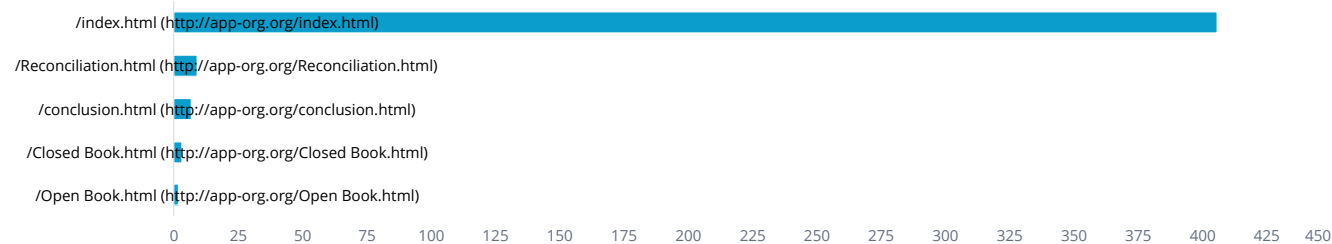
10/28/2025 - 11/03/2025	
PAGE	IMPRESSIONS
/robots.txt (http://app-org.org/robots.txt)	280
/wp-admin/setup-config.php (http://app-org.org/wp-admin/setup-config.php)	97
/wordpress/wp-admin/setup-config.php (http://app-org.org/wordpress/wp-admin/setup-config.php)	95
/ (http://app-org.org/)	48
/favicon.ico (http://app-org.org/favicon.ico)	41
/xmlrpc.php (http://app-org.org/xmlrpc.php)	40
/wp1/wp-includes/wlwmanifest.xml (http://app-org.org/wp1/wp-includes/wlwmanifest.xml)	33
/wp/wp-includes/wlwmanifest.xml (http://app-org.org/wp/wp-includes/wlwmanifest.xml)	33
/wordpress/wp-includes/wlwmanifest.xml (http://app-org.org/wordpress/wp-includes/wlwmanifest.xml)	33
/web/wp-includes/wlwmanifest.xml (http://app-org.org/web/wp-includes/wlwmanifest.xml)	33
Total	733

Hide details

Export

Most frequently visited pages (by impressions)



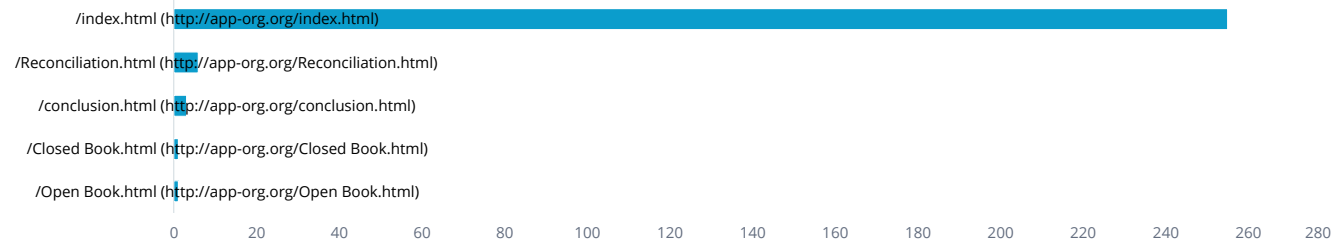


10/28/2025 - 11/03/2025		
PAGE	IMPRESSIONS	PERCENTAGE
/index.html (http://app-org.org/index.html)	406	94.86%
/Reconciliation.html (http://app-org.org/Reconciliation.html)	9	2.10%
/conclusion.html (http://app-org.org/conclusion.html)	7	1.64%
/Closed Book.html (http://app-org.org/Closed Book.html)	3	0.70%
/Open Book.html (http://app-org.org/Open Book.html)	2	0.47%
/pro/pro.html (http://app-org.org/pro/pro.html)	1	0.23%
Total	428	100.00%

Hide details

Export

Pages with high bounce rate



10/28/2025 - 11/03/2025		
PAGE	BOUNCE RATE	PERCENTAGE
/index.html (http://app-org.org/index.html)	255	95.87%
/Reconciliation.html (http://app-org.org/Reconciliation.html)	6	2.26%
/conclusion.html (http://app-org.org/conclusion.html)	3	1.13%
/Closed Book.html (http://app-org.org/Closed Book.html)	1	0.38%
/Open Book.html (http://app-org.org/Open Book.html)	1	0.38%
Total	266	100.00%

Feedback



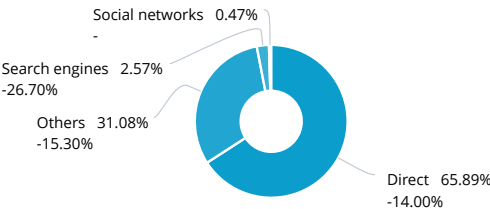
Hide details

Export

Keywords (by sessions)

No search terms could be found from the search engine queries.

All pages of origin



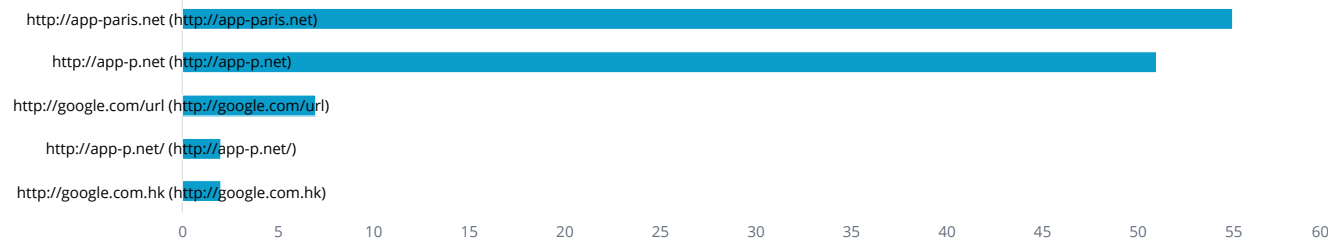
PAGE OF ORIGIN	10/28/2025 - 11/03/2025		10/20/2025 - 10/26/2025		CHANGE
	IMPRESSIONS	PERCENTAGE	IMPRESSIONS	PERCENTAGE	
Direct	282	65.89%	328	65.60%	-14.00% ↘
Others	133	31.08%	157	31.40%	-15.30% ↘
Search engines	11	2.57%	15	3.00%	-26.70% ↘
Social networks	2	0.47%	-	-	- →
Total	428	100.00%	500	100.00%	

Hide details

Export

Feedback

Referring pages (by sessions)



PAGE

10/28/2025 - 11/03/2025

SESSIONS

PERCENTAGE

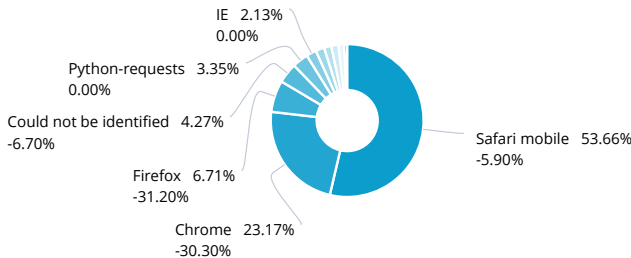
PAGE	10/28/2025 - 11/03/2025	
	SESSIONS	PERCENTAGE
http://app-paris.net (http://app-paris.net)	55	12.85%
http://app-p.net (http://app-p.net)	51	11.92%
http://google.com/url (http://google.com/url)	7	1.64%
http://app-p.net/ (http://app-p.net/)	2	0.47%
http://google.com.hk (http://google.com.hk)	2	0.47%
https://app-p.net/ (https://app-p.net/)	2	0.47%
https://facebook.com/ (https://facebook.com/)	2	0.47%
http://app-paris.net/ (http://app-paris.net/)	1	0.23%
https://bo.serenety.xmco.fr/ (https://bo.serenety.xmco.fr/)	1	0.23%
https://google.com.au (https://google.com.au)	1	0.23%
Total	124	28.97%

1 >

Hide details

Export

Browsers (by impressions)



BROWSER	10/28/2025 - 11/03/2025		10/20/2025 - 10/26/2025		CHANGE
	IMPRESSIONS	PERCENTAGE	IMPRESSIONS	PERCENTAGE	
Safari mobile	176	53.66%	187	48.57%	-5.90% ↘
Chrome	76	23.17%	109	28.31%	-30.30% ↘
Firefox	22	6.71%	32	8.31%	-31.20% ↘
Could not be identified	14	4.27%	15	3.90%	-6.70% ↘
Python-requests	11	3.35%	11	2.86%	0.00% →
Safari	-	-	8	2.08%	- →
IE	7	2.13%	7	1.82%	0.00% →
Chrome Mobile	6	1.83%	-	-	- →

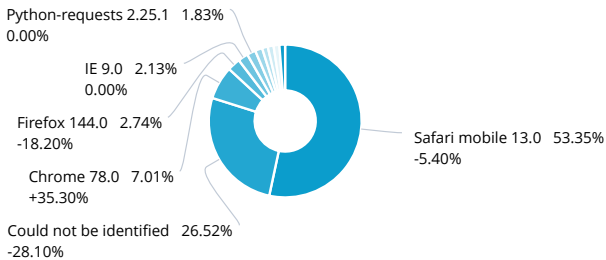
Feedback

BROWSER	10/28/2025 - 11/03/2025		10/20/2025 - 10/26/2025		CHANGE
	IMPRESSIONS	PERCENTAGE	IMPRESSIONS	PERCENTAGE	
Microsoft Edge	5	1.52%	9	2.34%	-44.40% ↘
Yandex app	5	1.52%	-	-	- →
Yandex.Browser mobile	4	1.22%	-	-	- →
Mobile QQbrowser	-	-	3	0.78%	- →
aiohttp	2	0.61%	-	-	- →
ZGrab	-	-	2	0.52%	- →
Android WebView	-	-	2	0.52%	- →
Total	328	100.00%	385	100.00%	

Hide details

Export

Browser versions (by impressions)



BROWSER VERSION	10/28/2025 - 11/03/2025		10/20/2025 - 10/26/2025		CHANGE
	IMPRESSIONS	PERCENTAGE	IMPRESSIONS	PERCENTAGE	
Safari mobile 13.0	175	53.35%	185	48.05%	-5.40% ↘
Could not be identified	87	26.52%	121	31.43%	-28.10% ↘
Chrome 78.0	23	7.01%	17	4.42%	+35.30% ↗
Chrome 104.0	-	-	11	2.86%	- →
Firefox 144.0	9	2.74%	11	2.86%	-18.20% ↘
Chrome 135.0	-	-	9	2.34%	- →
IE 9.0	7	2.13%	7	1.82%	0.00% →
Chrome 80.0	-	-	7	1.82%	- →
Python-requests 2.25.1	6	1.83%	6	1.56%	0.00% →
Python-requests 2.32.5	5	1.52%	-	-	- →
Safari 17.0	-	-	5	1.30%	- →
Chrome 139.0	4	1.22%	6	1.56%	-33.30% ↘
Chrome 88.0	4	1.22%	-	-	- →
Chrome Mobile 81.0	4	1.22%	-	-	- →

Feedback

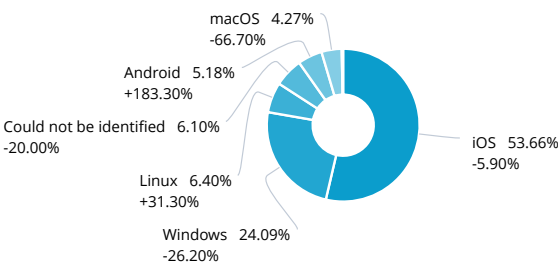
BROWSER VERSION	10/28/2025 - 11/03/2025		10/20/2025 - 10/26/2025		CHANGE
	IMPRESSIONS	PERCENTAGE	IMPRESSIONS	PERCENTAGE	
Chrome 134.0	4	1.22%	-	-	- →
Total	328	100.00%	385	100.00%	

Hide details

Export

Operating systems (by impressions)

i



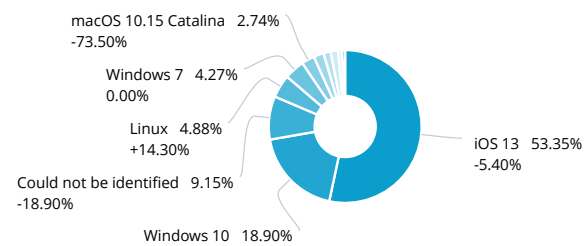
OPERATING SYSTEM	10/28/2025 - 11/03/2025		10/20/2025 - 10/26/2025		CHANGE
	IMPRESSIONS	PERCENTAGE	IMPRESSIONS	PERCENTAGE	
iOS	176	53.66%	187	48.57%	-5.90% ↘
Windows	79	24.09%	107	27.79%	-26.20% ↘
Linux	21	6.40%	16	4.16%	+31.30% ↗
Could not be identified	20	6.10%	25	6.49%	-20.00% ↘
Android	17	5.18%	6	1.56%	+183.30% ↗
macOS	14	4.27%	42	10.91%	-66.70% ↘
OS X	1	0.31%	2	0.52%	-50.00% ↘
Total	328	100.00%	385	100.00%	

Hide details

Export

Operating system versions (by impressions)

i



Feedback

OPERATING SYSTEM VERSION	10/28/2025 - 11/03/2025		10/20/2025 - 10/26/2025		CHANGE
	IMPRESSIONS	PERCENTAGE	IMPRESSIONS	PERCENTAGE	
iOS 13	175	53.35%	185	48.05%	-5.40% ↘
Windows 10	62	18.90%	91	23.64%	-31.90% ↘
Could not be identified	30	9.15%	37	9.61%	-18.90% ↘
Linux	16	4.88%	14	3.64%	+14.30% ↗
Windows 7	14	4.27%	14	3.64%	0.00% →
macOS 10.15 Catalina	9	2.74%	34	8.83%	-73.50% ↘
Android 10	7	2.13%	-	-	- →
macOS 10.12 Sierra	5	1.52%	-	-	- →
Linux (Ubuntu)	5	1.52%	-	-	- →
Android 9.0 Pie	3	0.92%	-	-	- →
Android 8.0 Oreo	-	-	3	0.78%	- →
macOS 14 Sonoma	-	-	3	0.78%	- →
Windows XP	2	0.61%	-	-	- →
macOS 13 Ventura	-	-	2	0.52%	- →
macOS 12 Monterey	-	-	1	0.26%	- →
macOS 11 Big Sur	-	-	1	0.26%	- →
Total	328	100.00%	385	100.00%	

Hide details

Export

Feedback